



Model 210 COMDEX[®]

AIR SWEEPER[®]



FROM THE PEOPLE WHO INVENTED REGENERATIVE AIR SWEEPING!

The Model 210 COMDEX[®] Package utilizes the short 132.5 inch wheelbase of the Isuzu NPR-HD chassis to provide storage, different water capacities and signage space for the customer. Acrylic capped ABS plastic doors on each side of the sweeper provide a lockable, covered storage area in addition to the tool rack on the front of the COMDEX module.

Left Side View



Center Shelf View



Right Side View



1-800-258-9626

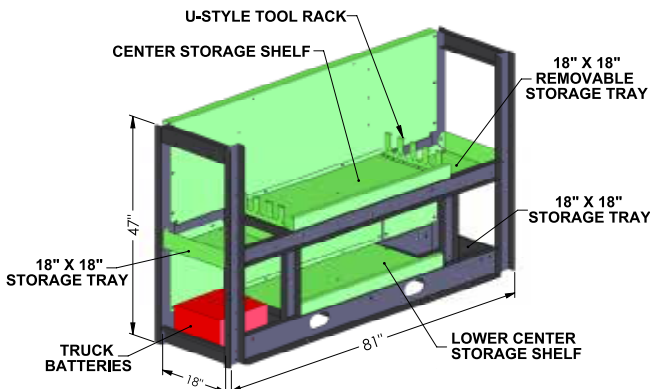
www.tymco.com

MADE IN WACO, TEXAS **USA**



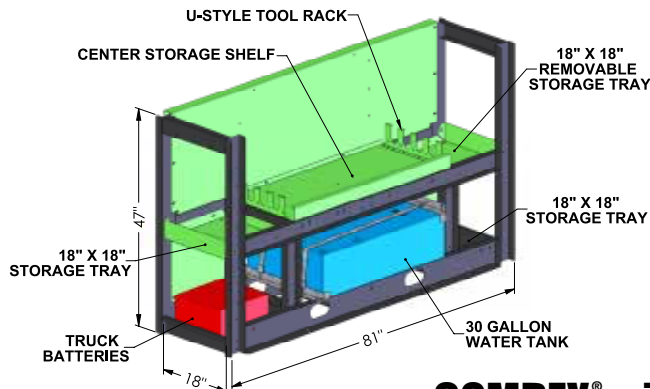
Sweeper photos may contain optional equipment. Specifications subject to change without notice. Consult factory.

COMDEX® Storage Compartment



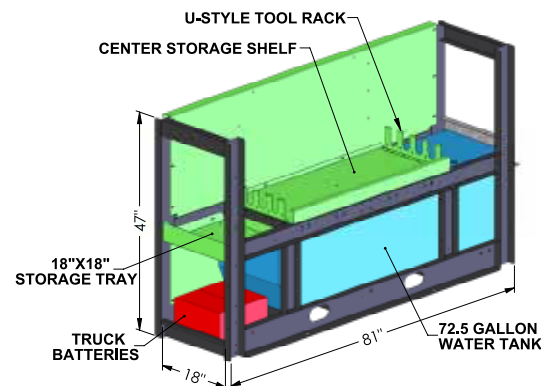
- Storage Area: Approx. 34 cubic feet
 - Front Tool Rack Outside Module
 - U-Style Tool Rack Inside Module
- (An Optional 210 Dust Control System is available with a 30 gallon water tank stored beneath the dust separator.)*

COMDEX® with 60 Gallons Water



- Storage Area: Approx. 25 cubic feet
 - Front Tool Rack Outside Module
 - U-Style Tool Rack Inside Module
 - Total Water Capacity: 60 gallons
- (Includes 210 dust control system with 30 gallon water tank stored beneath the dust separator and 30 gallon COMDEX Water Tank stored inside module.)*

COMDEX® with 102.5 Gallons Water



- Storage Area: Approx. 20 cubic feet
 - Front Tool Rack Outside Module
 - U-Style Tool Rack Inside Module
 - Total Water Capacity: 102.5 gallons
- (Includes 210 dust control system with 30 gallon water tank stored beneath the dust separator and 30 gallon COMDEX Water Tank stored inside module.)*

0716 - 8M - 01SM - © TYMCO, Inc. 2016