

Taking REGENERATIVE AIR to New Heights!

The TYMCO Model 500x® High Side Dump REGENERATIVE AIR Sweeper is the most innovative product of its kind on the market today. Developed to fulfill the requirements of municipalities, highway departments and contractors who have the need for high dump sweeper applications; the 500x® comes fully equipped with features unmatched in the industry. Once again, TYMCO is sure to revolutionize the way the world sweeps.



The Model 500x® features a variable dump height from 2 feet to 11 feet from the tip of the discharge chute to the ground with the hopper fully tilted, enabling the 500x® to dump into various size containers. The fast 68 second dump cycle means more time sweeping, less time dumping.



TYMCO invented the REGENERATIVE AIR sweeper and continues to lead the field because of our commitment to engineering state-of-the-art equipment that is specifically designed for maximum performance, reliability, ease of operation and safety.

Photo illustrations in this brochure include optional equipment.

Superior Training from TYMCO

We want you to understand the Regenerative Air System and your TYMCO sweeper completely, so you can get optimal performance from your equipment investment. That's why, for more than twenty years, we've offered two-day scheduled training schools at our facility in Waco, Texas. Managers, owners, operators and mechanics get hands-on training and answers to specific questions. Enrollment levels are kept low, so you and your team will get personal attention as well as the opportunity to learn from the experiences of other attendees through the interaction of the class.



Model 600 Illustration

When your operators and mechanics are thoroughly trained and knowledgeable about the TYMCO sweeper, you get better performance and a lower cost per operating hour.

- TYMCO offers full two-day schools
- Choose from over 25 schools scheduled per year
- Yearly class schedules and class agendas are available
- Learn through demonstrations on an operational sweeper
- Special schools arranged for large groups
- Register to attend on our web site

Specifically designed for training, our 3500 square foot, temperature controlled facility provides ample space for demonstrations on an operational sweeper and systems components. We also provide daily ground transportation from the hotel to our training facility, and lunch is on us.



Convenient Dealer Service Centers

In over 50 U.S. locations and dozens of others worldwide, you receive on-the-spot parts and service from TYMCO's exclusive network of dealers.

This product is protected by numerous U.S. and Foreign Patents.

Specifications subject to change without notice.



MODEL HSP®
High Speed Performance for Airport Runways



MODEL 600®
Cabover



MODEL DST-4®
Dustless Sweeping Technology



MODEL 600®
Standard Cab



MODEL 210®
Cabover



MODEL DST-6®
Dustless Sweeping Technology

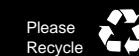


MODEL 435®

TYMCO REGENERATIVE AIR SWEEPERS are AQMD Rule 1186 Certified PM₁₀-Efficient

0106 - 15M - 01SM © TYMCO International, LTD. 2006

TYMCO International, LTD. • P.O. Box 2368 • Waco, TX 76703-2368 • (254) 799-5546 • FAX (254) 799-2722



For More Information, Call 1-800-258-9626

MADE IN WACO, TEXAS **USA**



500x®

AIR SWEEPER



High Side Dump REGENERATIVE AIR SWEEPER®

500x[®]

AIR SWEEPER

High Side Dump




STANDARD FEATURES:

- 1 The large 5.7 cubic yard, heavy duty hopper is constructed of non-magnetic stainless steel. A variable dump height from 2 feet to 11 feet allows dumping into various size and type containers.
- 2 The large hopper door allows easy dumping and is hydraulically and mechanically locked for an air and watertight seal.
- 3 The large stainless steel discharge chute projects debris into the middle of the dump container without the need of a hopper side shift. The chute is designed to float 45 degrees upward, preventing major damage should it come in contact with the debris container.
- 4 The heavy duty scissor lift assembly has a 10,000 lb. lift capacity. All pivots on the lift are self-lubricating and never require greasing. Integral counterbalance holding valves ensure controlled lowering of the lift assembly and serve as redundant safety locks.
- 5 Dual stabilizers automatically deploy before the dump cycle begins assuring unit stability throughout the dumping procedure.
- 6 TYMCO's exclusive Tilt-N-Seal™ blower system utilizes an adjustable spring balance design which ensures long seal life between the hopper and blower housing. The hydraulically driven blower does not operate during the dump cycle and is accessible without having to remove the blower housing.
- 7 Service doors swing open to allow ground level access to the rear mounted sweeper power unit.
- 8 TYMCO's patented dual 43 inch vertical digger gutter brooms are both variable speed and tilting. The brooms are illuminated for night sweeping. All broom functions are controlled from inside the cab by the operator.
- 9 The dust control system features a 250 gallon capacity rustproof reservoir with a hydrant fill hose, auto shut-off and low level indicators. Additionally, the dust control system does not operate when the blower is disengaged; thereby saving water.
- 10 The time tested, heavy duty Broom Assist Pick-up Head (BAH[®]) is controlled from inside the cab and provides extra cleaning power when needed.
- 11 The hopper drain system allows for sweeping in wet weather.
- 12 The electrical system incorporates "state of the art" multiplex diagnostic capability and integral solid-state circuit protection. (not shown)
- 13 The Model 500x[®] standard light package includes: behind the cab mounted strobe, two rear mounted LED stop/turn/signal lights, one work light for night time hopper dumping illumination, two rear mounted work lights and four rear mounted LED flashers.



The Tilt-N-Seal™ blower system ensures long seal life between the hopper and blower housing.



The stainless steel hopper and screen is designed with integral openings for cleaning above the screen without the use of drop-down screens or access panels.



The powerful 115 HP John Deere Tier 2 diesel auxiliary engine is located at the rear of the sweeper, reducing cab noise and heat, while also allowing easy access and ground level service.



In cab controls are center mounted and illuminated for ease of operation from either driving position.



The operator friendly cab features dual steering with tilt and dual instrumentation.



The standard Model 500x[®] chassis is a 33,000 lbs. GVW International chassis featuring:

- A 200 HP turbo-charged engine (50 state emissions)
- Rear air ride suspension (23,000 lbs.) provides constant ride height and stability
- Dual steering with tilt and dual instrumentation
- Air conditioned cab
- Cab air filtration system
- Air ride seats
- Power and heated West Coast mirrors with LED clearance lights

(Contact factory for other available chassis)



The Model 500x sweeper unit never requires greasing, reducing maintenance down-time and maintenance costs.

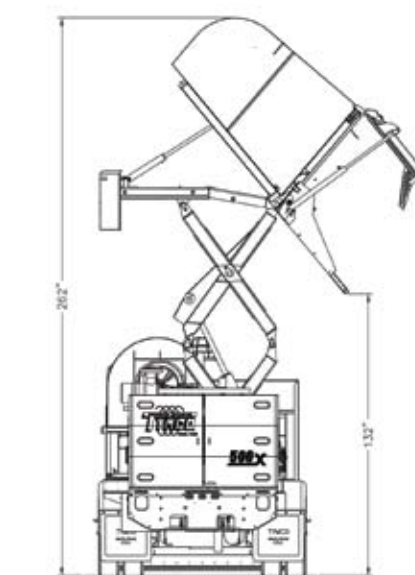
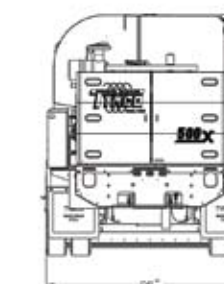
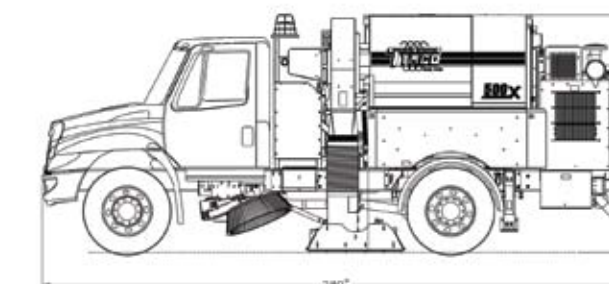


The TYMCO Model 500x[®] has a large stainless steel discharge chute, which projects debris into the middle of the container without the need of a side shift. The chute is designed to float 45 degrees upward, preventing major damage should it come in contact with the debris container.

OVERALL DIMENSIONS (Approximate)

Length	280" (23' 4") (7112 mm)
Width	96" (8') (2438 mm)
Height	112" (9' 4") (2845 mm)
Dump height	Variable
Maximum...132" (11') (3353 mm) from bottom of chute to ground	
Minimum.....24" (2') (610 mm) from bottom of chute to ground	
Maximum overall clearance height	262" (21' 10") (6655 mm)
Empty weight	21,000 lbs. (9,534 kg)

Dimensions and weight may vary with equipment



TYMCO Regenerative Air Cleans Deeper™